


# *apple* **FLASHcards** **NUMBERS 1-30**

by: *ann-Marie Parisi*

[MRSPARISISKCLASS@GMAIL.COM](mailto:MRSPARISISKCLASS@GMAIL.COM)

**I'M a canadian teacher** 🇨🇦



What to do:

Print the following pages onto cardstock, or print on regular paper and mount on cardstock. Laminate.

The apple numbers can be used for many activities:

- sequencing and counting, forwards and backwards

- creating a number line



- for use at a pocket chart






- place magnetic tape at the back and use with a magnetic board





- teaching more and less (e.g., 25 is more than 18)



There are blank cards for you to write additional numbers, etc.


depending on the skill you are teaching.























**thAnk-yOU**

**thAnk-yOU FOR  
dOWNLoAdING MY *apple*  
NuMber cArds 1-30. I HOPE  
yOU *and* yOUR StUdents  
enJOY USING them in the  
cLASSROOM. I wOULD  
appReciate IF yOU wOULD  
take time to provide  
FeedbAck FOR THIS item *at*  
teAchERS pay teAchERS. IF  
yOU Have *any* qUeStIONS,  
PLeaSe eMAIL Me *at*:**

**[MRSPARISISKCLASS@GMAIL.COM](mailto:MRSPARISISKCLASS@GMAIL.COM)**

***ann-Marie Parisi***

